

FORD / MERCURY

INSTRUCTIONS


ADJUSTABLE STRUT ROD KIT

control freak
suspensions™


www.FreakRide.com




1962-65 FAIRLANE
1964-1973 MUSTANG
1962-1970 FALCON
1964-1977 COMET
1966-1971 FAIRLANE
1968-1971 CYCLONE
1963-1971 RANCHERO
1968-1971 TORINO
1970-1977 MAVERICK



1962-65 Fairlane



**1962-65 Comet, Falcon & Ranchero
1964-65 Mustang**



Installation Instructions

Adjustable Strut Rod Kit

Ford/Mercury Vehicles: Comet, Cougar, Falcon, Fairlane, Maverick, Mustang, Ranchero, Torino

Thank you for purchasing this performance adjustable strut rod kit from Control Freak Suspensions®, manufactured entirely in the USA. We believe these strut rods are the best available at any price. Please note that your alignment specialist will locate the final settings once the vehicle is aligned.

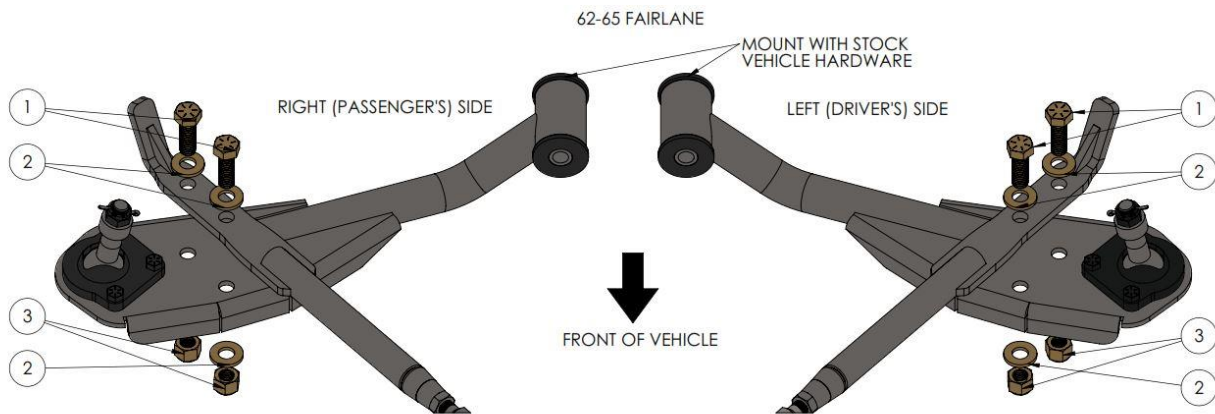
Torque Specifications – Upper Control Arm

- Adjustable Strut Rod to Chassis:45-50 ft-lbs
- Adjustable Strut Rod to Lower Control Arm:45-50 ft-lbs

1962-65 FAIRLANE ADJUSTABLE STRUT ROD

62-65 FAIRLANE STRUT ROD TO CONTROL ARM HARDWARE

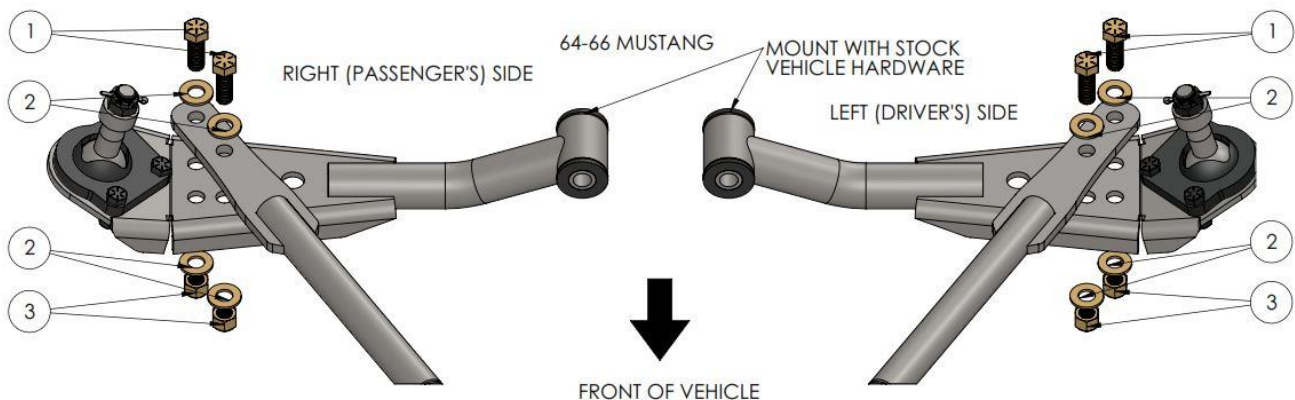
ITEM	PART NUMBER	DESCRIPTION	QUANTITY (PER SYSTEM)
1	50C150HCS8Z	1/2" - 20 x 1.50" HEX HEAD BOLT GRADE 8 YZ	4
2	50NWSHZ	1/2" SAE FLAT WASHER	8
3	50CNN8Z	1/2" - 20 NYLON LOCK NUT GRADE 8	4



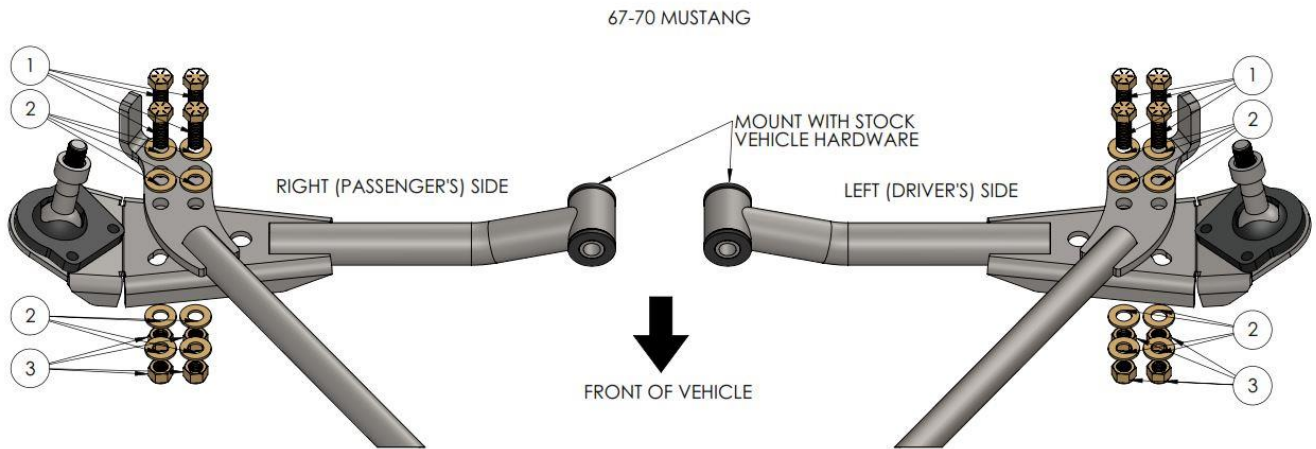
62-65 COMET, FALCON, RANCHERO, & 65-66 MUSTANG STRUT ROD TO CONTROL ARM HARDWARE

ITEM	PART NUMBER	DESCRIPTION	QUANTITY (PER SYSTEM)
1	43C125HCS8Z	7/16" - 14 x 1.25" HEX HEAD BOLT GRADE 8	4
2	43NWSHZ	7/16" SAE FLAT WASHER	8
3	43CNN8Z	7/16" - 14 NYLON LOCK NUT GRADE 8 YZ	4

1966-71 COMET, FAIRLANE, FALCON, RANCHERO 1976-71 MUSTANG, COUGAR - 1968-71 TORINO - 1970-77 MAVERICK STRUT ROD TO CONTROL ARM HARDWARE

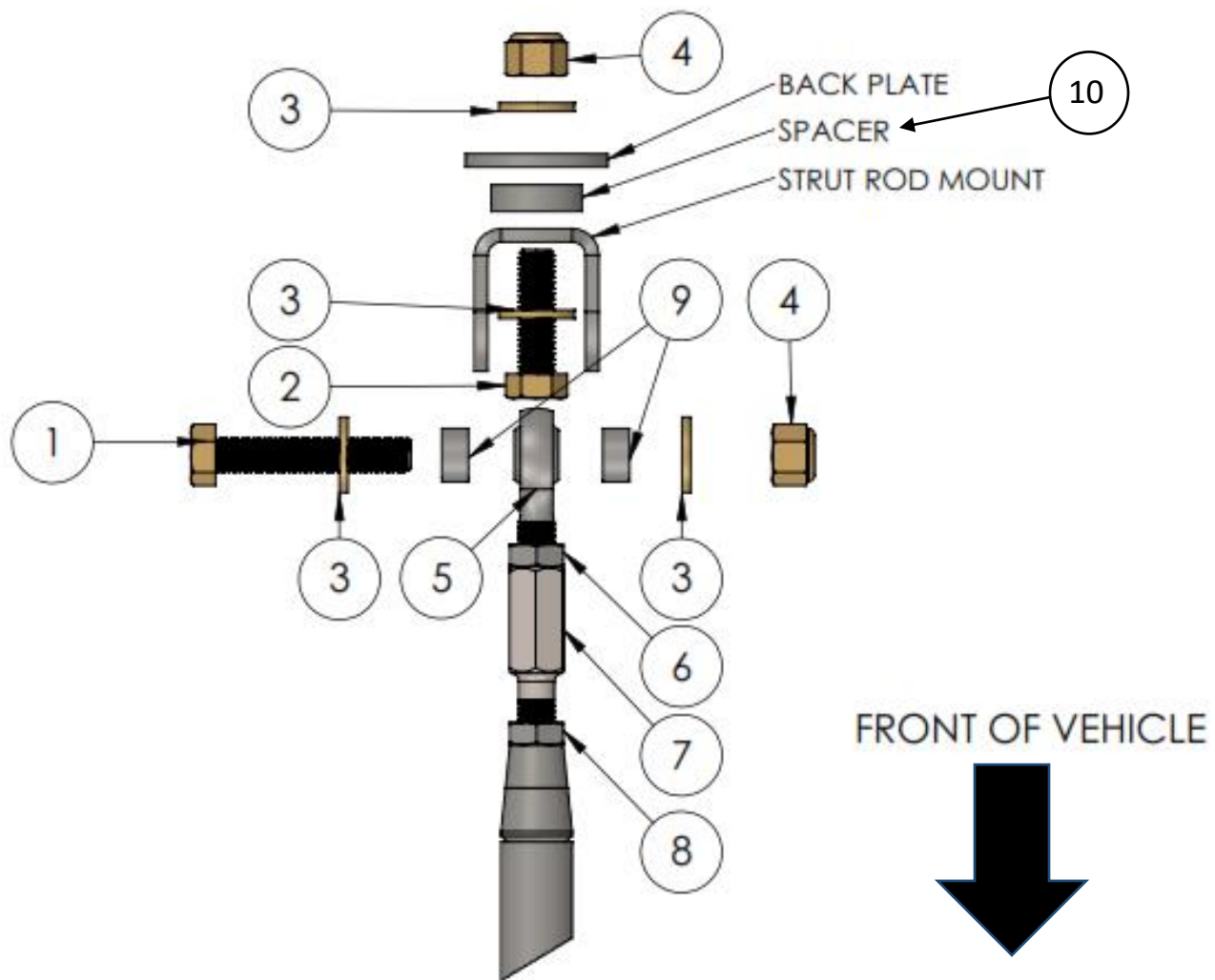


ITEM	PART NUMBER	DESCRIPTION	QUANTITY (PER SYSTEM)
1	43C125HCS8Z	7/16" - 14 x 1.25" HEX HEAD BOLT GRADE 8	8
2	43NWSHZ	7/16" SAE FLAT WASHER	16
3	43CNN8Z	7/16" - 14 NYLON LOCK NUT GRADE 8 YZ	8



STRUT ROD TO CHASSIS MOUNTING HARDWARE

ITEM	PART NUMBER	DESCRIPTION	QUANTITY (PER SYSTEM)
1	50C275HCS8Z	1/2" - 20 x 2.75" HEX HEAD BOLT GRADE 8 YZ	2
2	50C175HCS8Z	1/2" - 20 x 1.75" HEX HEAD BOLT GRADE 8 YZ	2
3	50NWSHZ	1/2" SAE FLAT WASHER	8
4	50CNN8Z	1/2" - 20 NYLON LOCK NUT GRADE 8	4
5	XMR-8	1/2" - 20 ROD END - RH THREADS	2
6	50FNFJ5Z	1/2" - 20 JAM NUT RH THREADS	2
7	LSA 8-8	1/2" - 20 ADJUSTABLE LADDER BAR	2
8	50FNFJL5Z	1/2" - 20 JAM NUT - LH THREADS	2
9	CA-2126	ROD END SPACER 0.500 I.D.	4
10	CA-1033	AMC STRUT ROD SPACER	2



1. Attach the supplied strut rod mounts onto the lower control arm as shown in the illustrations on Pages 4-6, depending on vehicle and year. The mount has two holes that align to your lower control arm.
2. Attach the strut rod bracket to the strut rod mount on the chassis. The attachment is illustrated on Page 6. Torque the bracket to the specifications on Page 3.
3. Make sure the jam nuts are threaded onto the machined hex adjuster and the rod end before installing them. Coat the threads with anti-seize lubricant before installing. Thread the hex adjuster into the strut rod tube, and thread the rod end into the hex adjuster, making certain both have an equal number of threads showing outside of the jam nut. The thread on the hex adjuster into the strut rod is right-hand. The rod end is left-hand thread. Torque all bolts to the specifications on Page 3. The length of the strut rod is adjustable for alignment purposes by loosening the jam nuts and turning the hex adjuster. Be certain to tighten the jam nuts once the correct alignment is completed.

NOTES:

NOTES:

NOTES:

DISCLAIMER In an effort to offer our customers value and service, Blue Moon Services LLC d/b/a Control Freak Suspensions (herein referred to as Control Freak) reserves the right to change suppliers, specifications, colors, prices, materials. Each of the previous items is subject to change without notice. Control Freak is not responsible for any typographical errors or misinterpretations. Quantities are limited on some items.

WARRANTY DISCLAIMER The purchaser understands and recognizes that racing parts, specialized high performance equipment, and all parts and services sold by Control Freak, are exposed to many and varied conditions due to the manner in which they are installed and used. Control Freak makes no warranties, either expressed or implied, including any warranty of merchantability or fitness for a particular purpose other than those contained in its current catalog with respect to the goods identified on the face of the invoice. There is no warranty expressed or implied as to whether the goods sold hereby will protect purchaser or ultimate user of such goods from injury or death. Control Freak assumes no liability for these suspension products.

DAMAGE CLAIMS Always inspect your package upon delivery. Inspect all packages in the presence of the delivery driver. The driver must note any damage. Ask the driver the Carrier's procedures for handling damage claims. You must hold the original box, packing material and damaged merchandise for inspection or the carrier will not honor the claim. Notify Control Freak for instructions on returning damaged goods. Control Freak is not responsible if no notification is given within two (2) days of receipt.

SHORTAGES Always check the contents of your delivery to insure all the parts that you ordered were received. Please read the invoice and Pack Lists. Double check all packing materials, small items may be wrapped inside with these products. Shortages may occur from damage to the box, so save all packing materials. Inspect the box for holes that would allow parts to fall out. If you are missing any item(s) be sure to check your invoice and/or Pack List for back orders or canceled items before calling the customer service department. If Control Freak has to split a shipment into multiple boxes, packages may be delivered on different days. You need to contact the customer service department within 5 days of delivery to assure the prompt replacement. Control Freak assumes no liability after this period.

WARRANTY CLAIMS If an item has a manufacturer's warranty as being free from defects we will exchange that item. If the item has been used and you are requesting warranty work, Control Freak will determine the validity of the claim. If you have any questions please contact customer service.

RETURNS Our return policy applies to all suspension systems *except* Independent Front Suspension (IFS) systems. Control Freak wants you to be satisfied with your purchase. If within five (5) days after you receive your shipment you are not satisfied, you may return the item for refund, exchange or credit. **This does not apply to any IFS systems.** All exchanged or returned merchandise must be in original factory condition with no modifications or alterations. Returned merchandise must include all original packaging materials, warranty cards, manuals, and accessories. If the items being returned need to be repackaged there will be a re-packing charge of 15%. Pack the item in a sturdy box and include a copy of your invoice and notify us of the return. You must ship orders back **PRE-PAID. WE DO NOT ACCEPT COD SHIPMENTS.** All exchanges need to have reshipping charges included. Items that are returned after 5 days are subject to 15% restocking charges. **Absolutely no returns on custom built suspension systems or other special order merchandise. All IFS systems are considered custom builds. All exchange and/or repair is at the discretion of Control Freak Suspensions.**

Some items may not be street legal in some countries. Such items may be legal for racing vehicles only which may not be used upon a highway

FORD / MERCURY

INSTRUCTIONS

ADJUSTABLE STRUT ROD KIT

control freak
suspensions™

www.FreakRide.com

CONTROL FREAK SUSPENSIONS

2920W, Airport Blvd., Suite 110

Sanford FL 32771

407-696-2772

Email: Sales@FreakRide.com

www.FreakRide.com